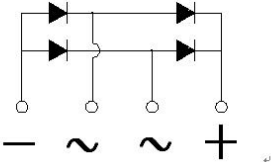



Bridge Rectifiers



Features

- UL recognition, file #E230084
Universal 3-way terminals: snap-on, wire wrap-around, or PCB mounting
- High surge current capability
- Solder dip 275 °C max. 7 s, per JESD 22-B106

Typical Applications

General purpose use in AC/DC bridge full wave rectification for power supply, home appliances, office equipment, industrial automation applications.

Mechanical Data

- Package:** BR- L
Molding compound meets UL 94 V-0 flammability rating, RoHS-compliant
- Terminals:** Tin plated leads, solderable per J-STD-002 and JESD22-B102

■ Maximum Ratings (T_a=25°C Unless otherwise specified)

PARAMETER	SYMBOL	UNIT	BR15005L	BR1501L	BR1502L	BR1504L	BR1506L	BR1508L	BR1510L
Device marking code			BR15005L	BR1501L	BR1502L	BR1504L	BR1506L	BR1508L	BR1510L
Repetitive Peak Reverse Voltage	V _{RRM}	V	50	100	200	400	600	800	1000
Average Rectified Output Current @60Hz sine wave, R-load, With heatsink T _c =55°C	I _O	A	15						
Surge(Non-repetitive)Forward Current @60Hz Half- sine Wave, 1 cycle, T _a =25°C	I _{FSM}	A	400						
Current Squared Time @ 1ms≤t≤8.3ms T _j =25°C, Rating of per diode	I ² t	A ² S	660						
Storage Temperature	T _{stg}	°C	-55 ~+150						
Junction Temperature	T _j	°C	-55 ~+125						
Dielectric Strength, Terminals to case, AC 1 minute	V _{dis}	KV	2.5						
Mounting Torque	TOR	kg-cm	10						

■ Electrical Characteristics (T_a=25°C Unless otherwise specified)

PARAMETER	SYMBOL	UNIT	TEST CONDITIONS	BR15005L	BR1501L	BR1502L	BR1504L	BR1506L	BR1508L	BR1510L
Maximum instantaneous forward voltage drop per diode	V _{FM}	V	I _{FM} =7.5A	1.1						
Maximum DC reverse current at rated DC blocking voltage per diode	I _{RRM}	μA	V _{RM} =V _{RRM}	10						

■ Thermal Characteristics (T_a=25°C Unless otherwise specified)

PARAMETER	SYMBOL	UNIT	BR15005L	BR1501L	BR1502L	BR1504L	BR1506L	BR1508L	BR1510L
Thermal Resistance Between junction and case, With heatsink	R _{θ J-C}	°C/W	3.3						



BR15005L THRU BR1510L

■ Ordering Information (Example)

PREFERRED P/N	PACKAGE CODE	UNIT WEIGHT(g)	MINIMUM PACKAGE(pcs)	INNER BOX QUANTITY(pcs)	OUTER CARTON QUANTITY(pcs)	DELIVERY MODE
BR15005L~BR1510L	A1	Approximate 17.1	60	60	600	Paper Box

■ Characteristics (Typical)

FIG1:Io-Tc Curve

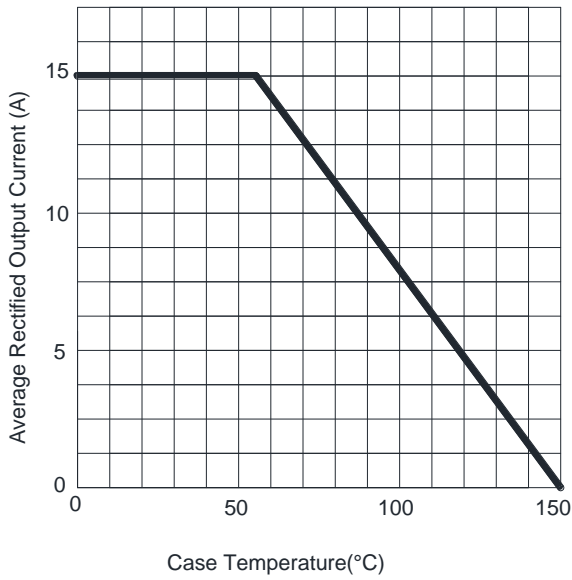


FIG2: Surge Forward Current Capability

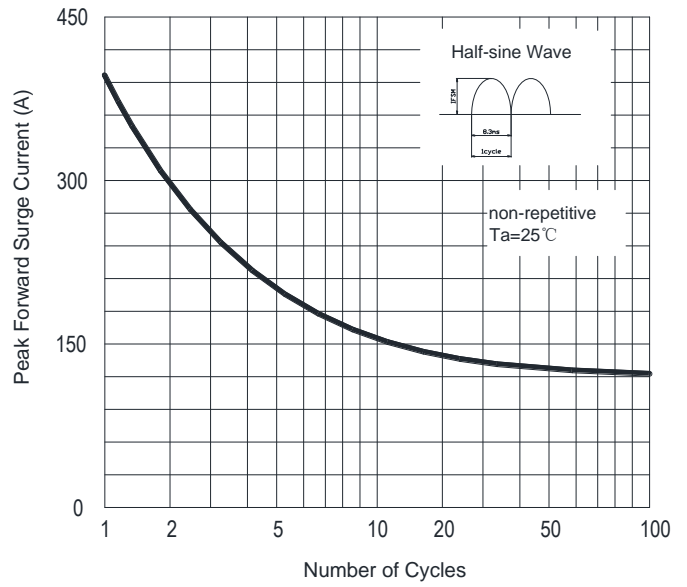


FIG3: Instantaneous Forward Voltage

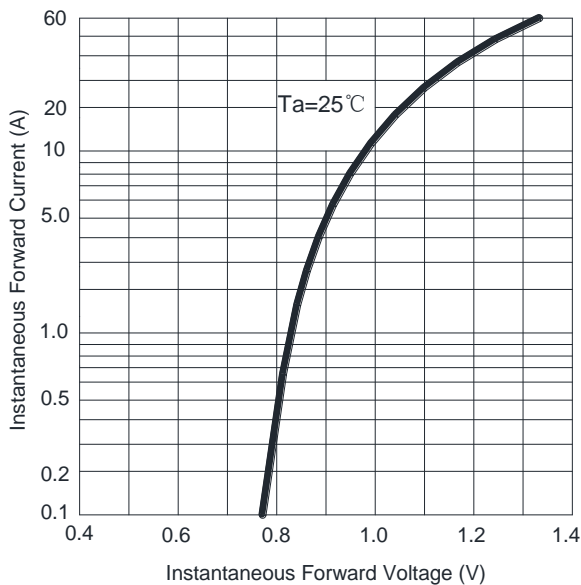
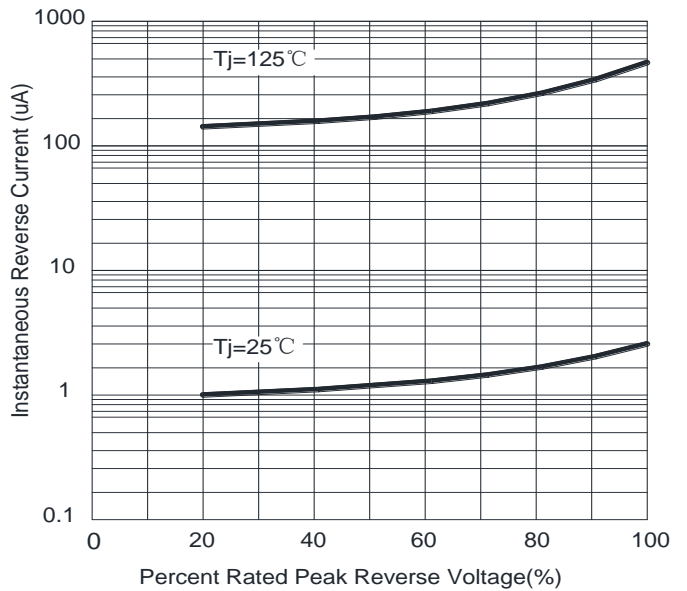


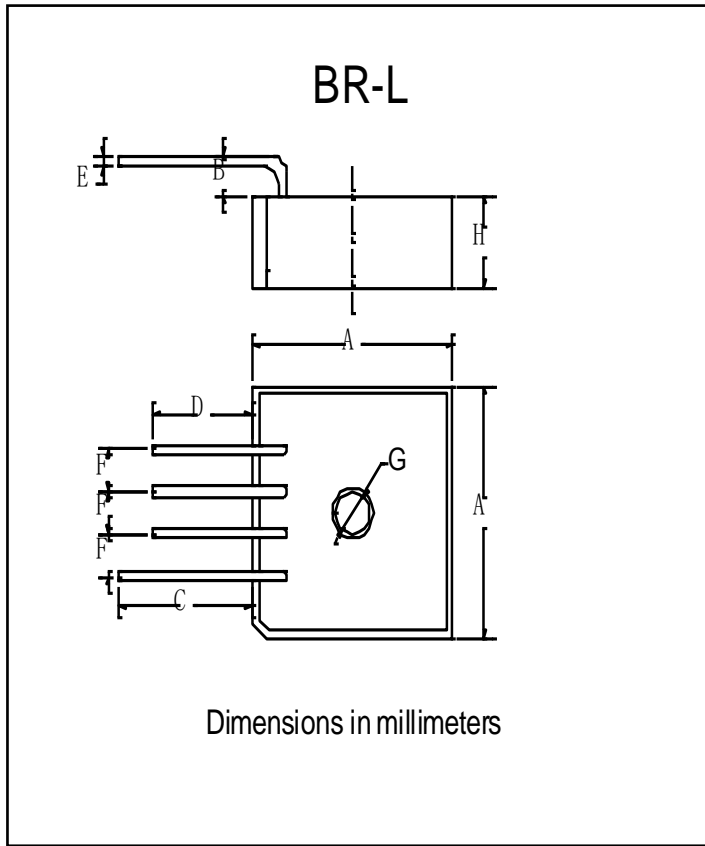
FIG4: Typical Reverse Characteristics





BR15005L THRU BR1510L

■ Outline Dimensions



BR-L		
Dim	Min	Max
A	28.2	28.8
B	3.0	4.5
C	19.1	
D	13.9	
E	1.23	1.33
F	4.6	5.6
G	5	5.5
H	10.8	11.2



BR15005L THRU BR1510L

Disclaimer

The information presented in this document is for reference only. Yangzhou Yangjie Electronic Technology Co., Ltd. reserves the right to make changes without notice for the specification of the products displayed herein to improve reliability, function or design or otherwise.

The product listed herein is designed to be used with ordinary electronic equipment or devices, and not designed to be used with equipment or devices which require high level of reliability and the malfunction of which would directly endanger human life (such as medical instruments, transportation equipment, aerospace machinery, nuclear-reactor controllers, fuel controllers and other safety devices), Yangjie or anyone on its behalf, assumes no responsibility or liability for any damages resulting from such improper use of sale.

This publication supersedes & replaces all information previously supplied. For additional information, please visit our website [http:// www.21yangjie.com](http://www.21yangjie.com) , or consult your nearest Yangjie's sales office for further assistance.